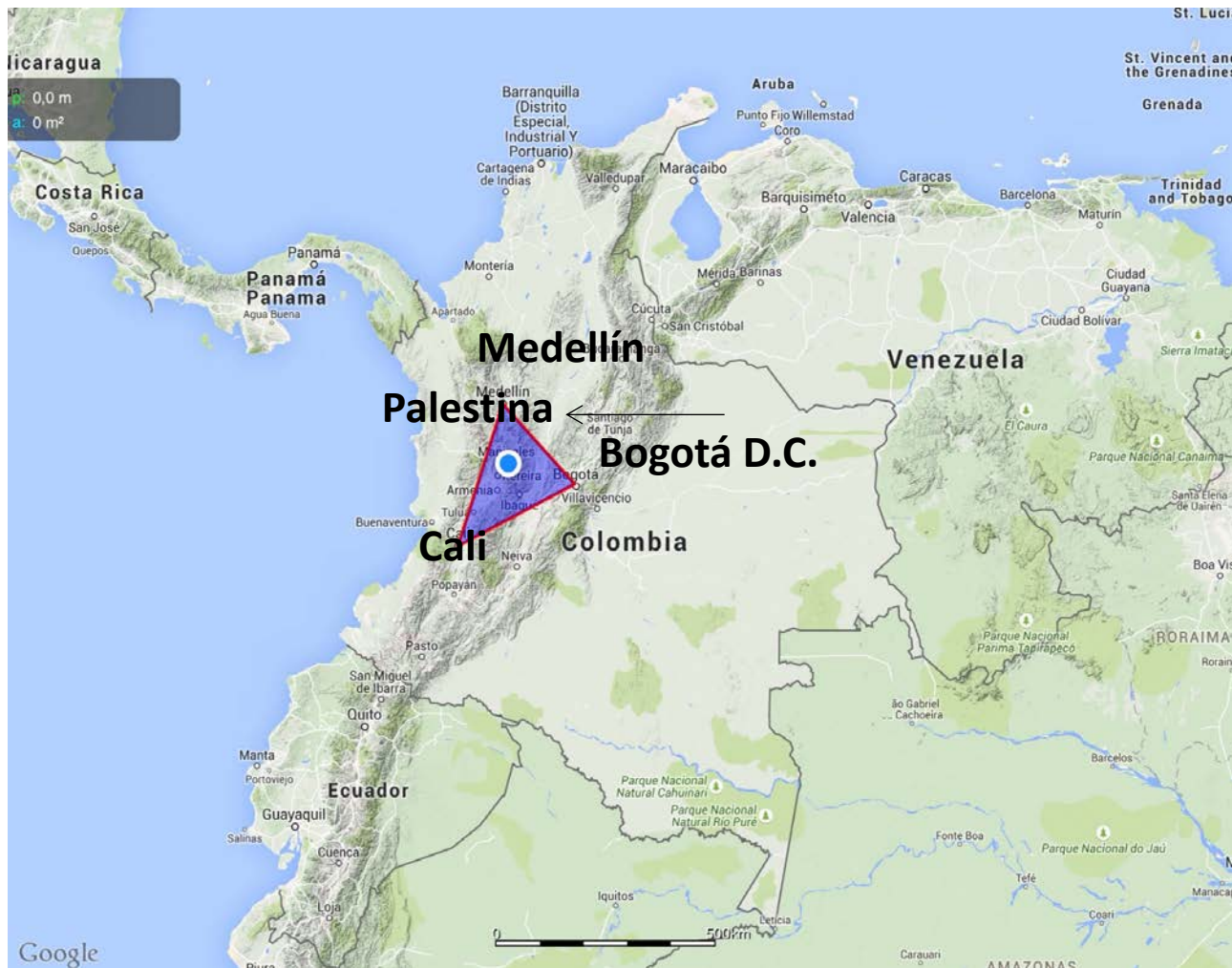




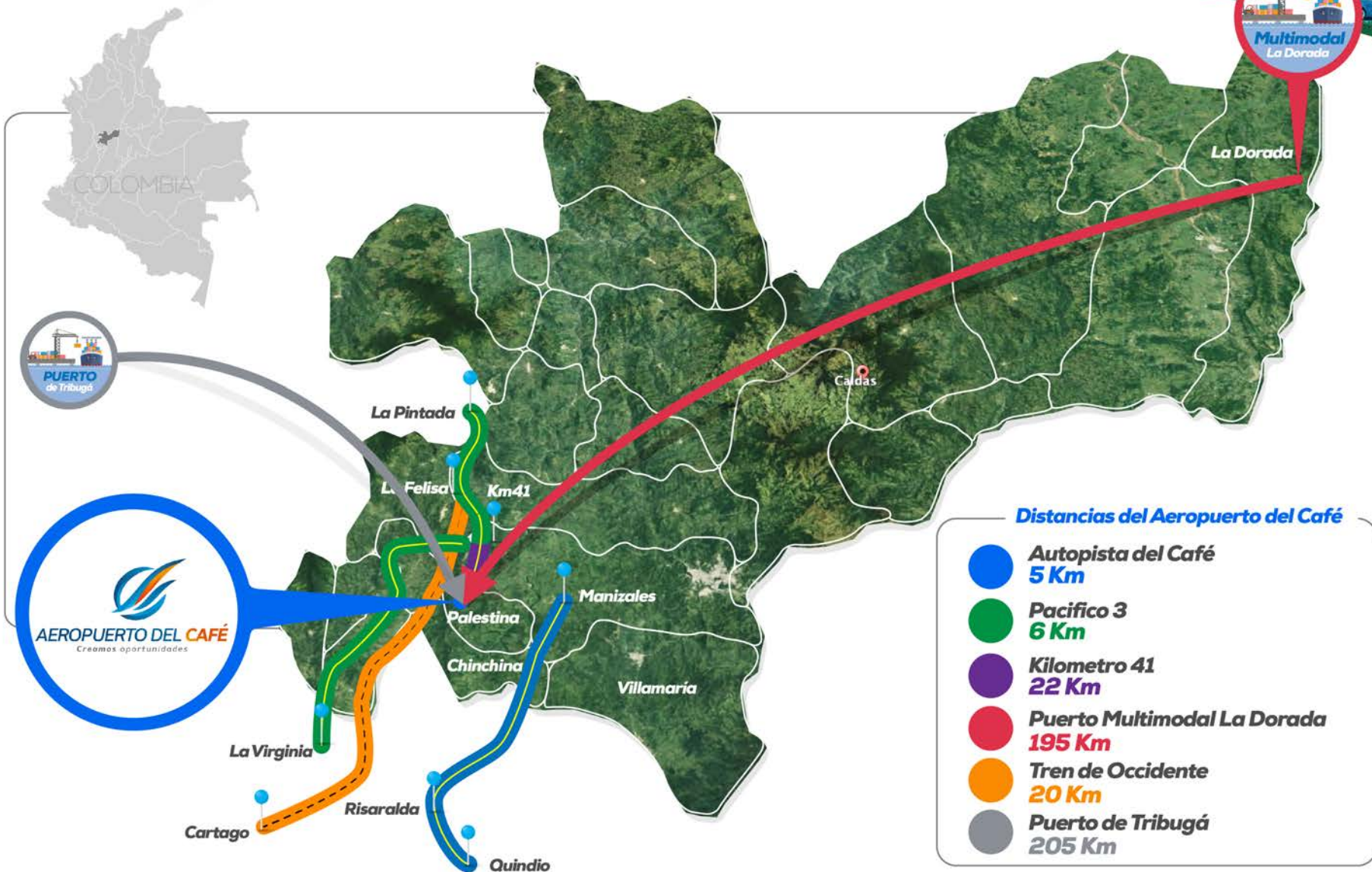
AEROPUERTO DEL CAFÉ
Creamos oportunidades



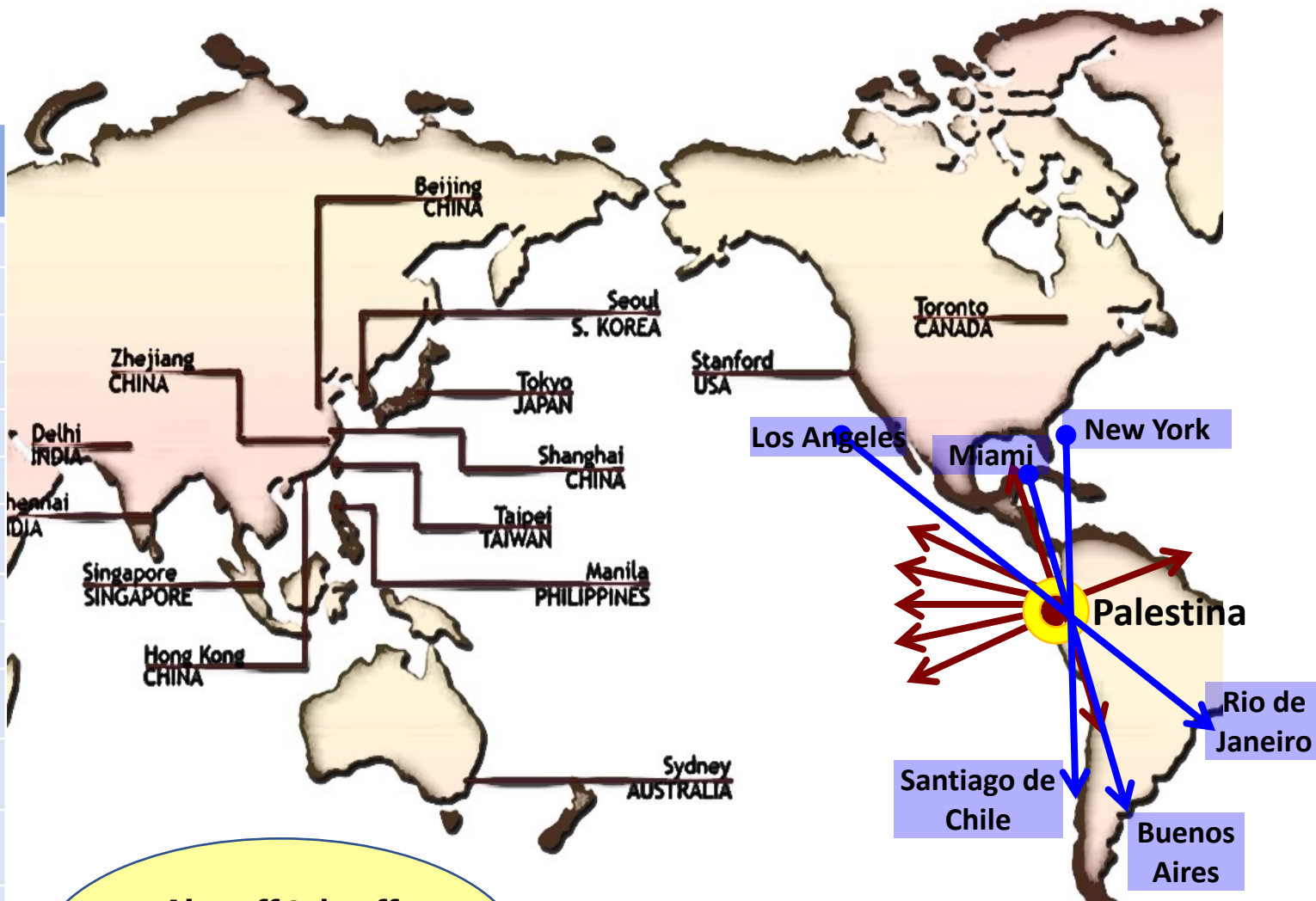


“Golden Triangle” is the country’s economic dynamo:

- 56% of the population.
- 75% of PIB
- 76% of manufacturing production
- 73% of the services sector.
- 75% of all commerce.



Ruta	Millas Náuticas* *
Hawaii	4760
Tahiti	4600
Paris	4712
Madrid	4376
London	4628
Washington	2020
San Francisco	3214
Los Angeles	2929
Montreal	2420
Buenos Aires	2568
Río de Janeiro	2544
Santiago de Chile	2318
Pekin	8032 (Vía Hawái)
Shangai	8420
Camberra	7790 (Vía Tahití)



Aircraft takeoff capacity at 100% vs. 80% and 70% Bogota and Medellin **

Southern
Header
X=1161474.477

7
Y=1045565.637
9

Airport Infrastructure
(Terminal and Platform)

TWR

Municipality of Palestina
a 26 kms from
Manizales

General aviation and
SEI

3.800 meters track

Height SNM 1.535 M

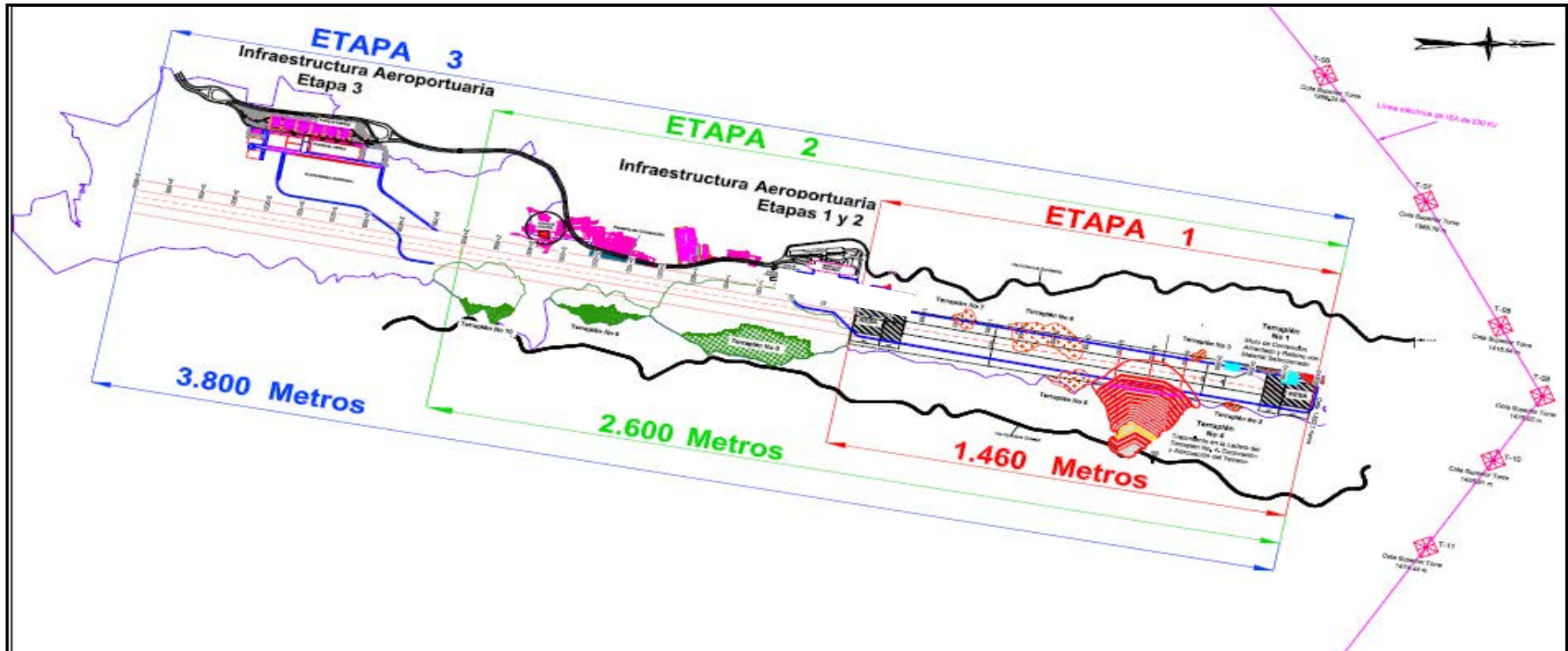
Average slope 1%

Temperature prom 19°C

K0-200

Northern Header
X=1162236.7273
Y=1049288.4044
Clear way 300M

Construction Proposal of the Project by Stages



Stage	TRACK LENGTH (Meters)	AIRPLANE TYPE	CAPEX BUDGET (Millions)	OPEX BUDGET (Millions)	CAPEX TERM	OPEX TERM	Studies and Designs
I	1.460	ATR 72	US \$ 140	US \$ 74	3 years	26 years	Phase III
II	2.600	A320-200	US \$ 275 +	US \$ 107	3 years	26 years	Phase III
III	3.800	B747-400	US \$ 185 + (indexes)	Not Applicable	30 months	Not Applicable	Works in land side -

AVAILABLE STUDIES AND DESIGNS

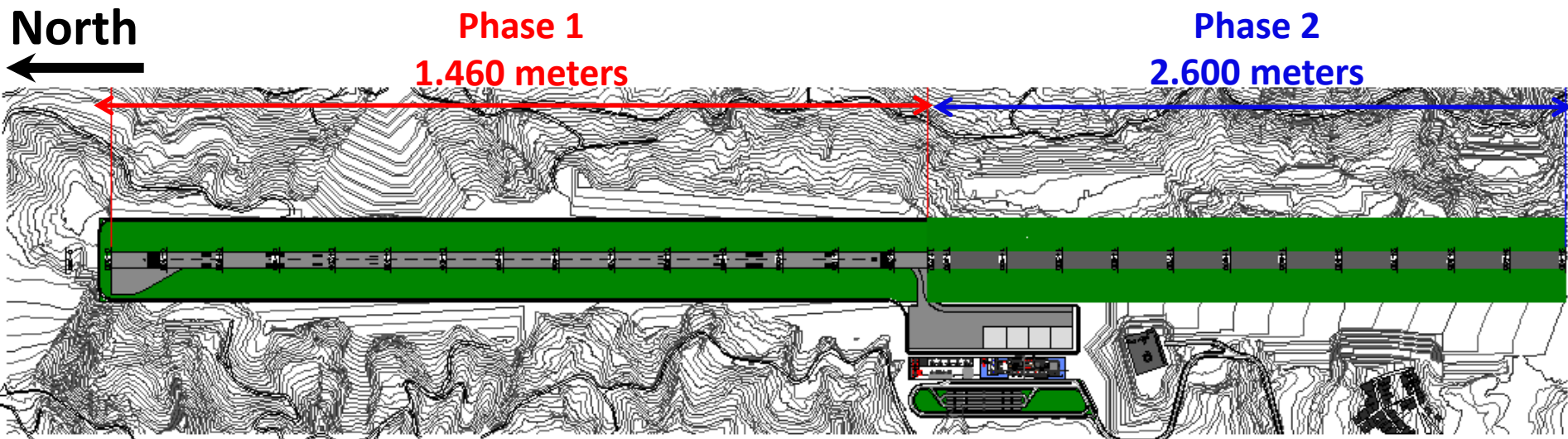
1. Studies and Complete Designs Phase III for stages 1 and 2 of the project.
2. Phase II Architectural, Structural, Electrical designs and voice and data for stage III.
3. Air Operation Studies.
4. Noise Modeling Studies.
5. Wind Studies
6. Beacon Design and Track Signaling.
7. Design of Pavements.
8. Real State Acquisition: 90%.
9. Environmental license for stage I of the project (track 1.460 ML)
10. Socioeconomic Feasibility Study of the airport and its impact on regional development.
11. Study of operational safety.

SOCIOECONOMIC STUDY

DELIVERABLE	NAME OF THE DELIVERABLE
1	REPORT REVIEW OF DOCUMENTS ATKINS AND DELOITTE - METHODOLOGY
2	DETAILED ANALYSIS OF THE CAPACITY OF THE REGIONAL AIRPORTS (AIR TRAFFIC) AND PROJECT CAPTATION ANALYSIS
2.1	METHODOLOGY TO BE APPLIED
2.2	PROGNOSTICS OF TRAFFIC
3	ANALYSIS OF CONNECTIVITY AND ACCESS TO THE AIRPORT
4	SOCIOECONOMIC STUDY
5	FINANCIAL STUDY
6	STUDY OF RISKS AND CPP
7	FINAL REPORT

Airport Infrastructure Project

General Plant of the Project

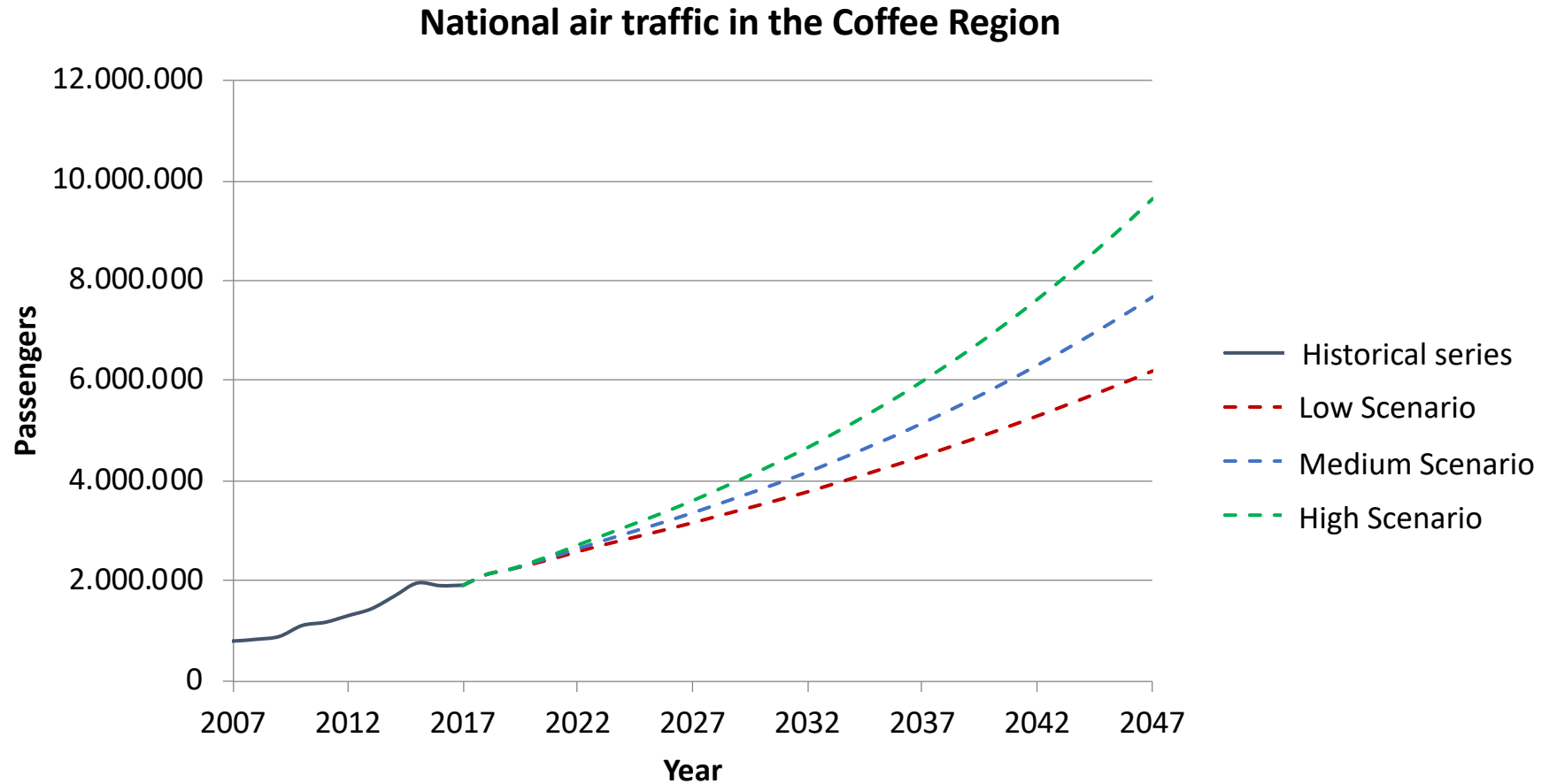


Airport Infrastructure Project

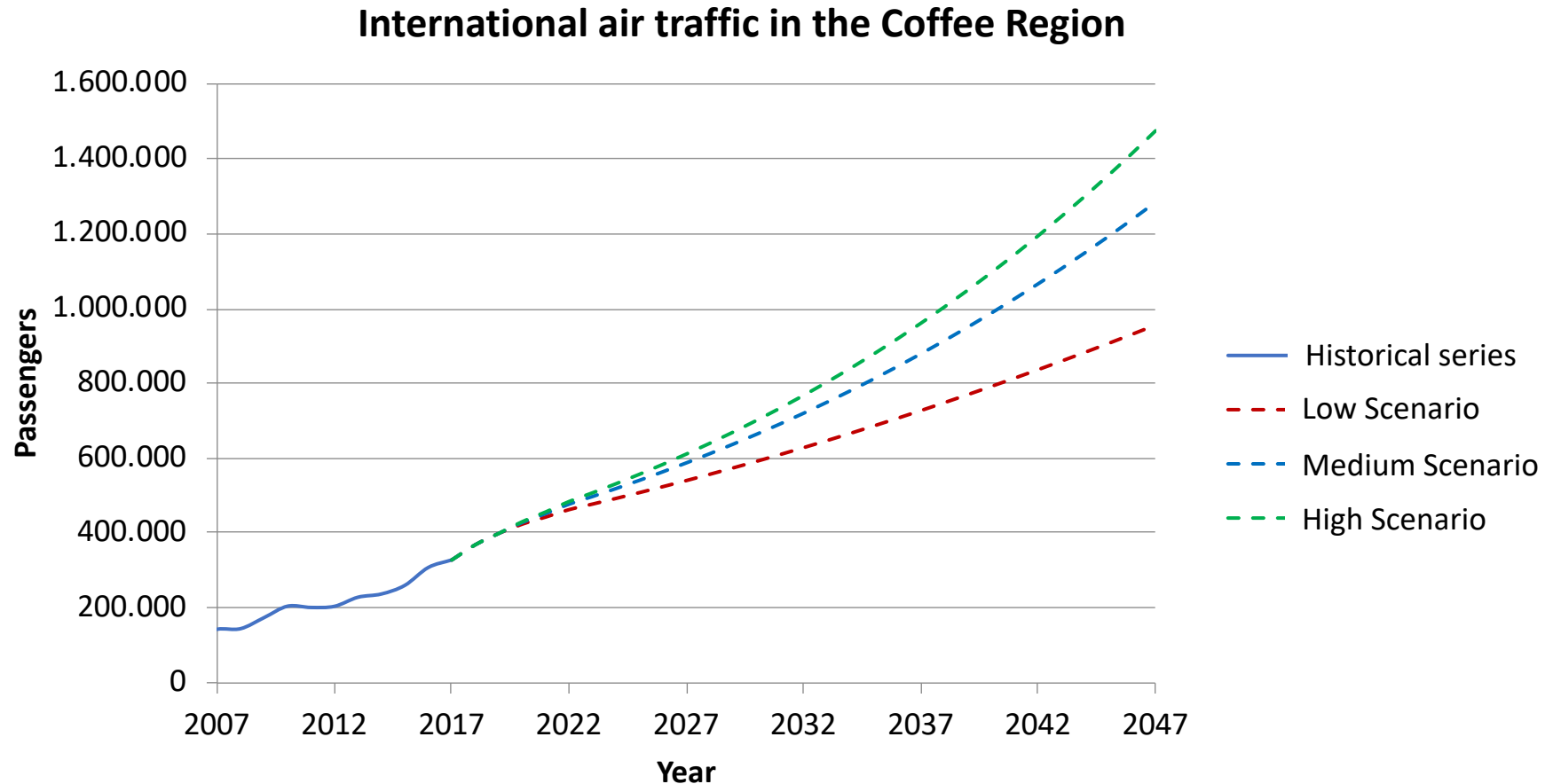


Passenger Terminal and Control Tower – Air Side.

PROGNOSTICS NATIONAL TRAFFIC – EJE CAFETERO (COFFEE GROWING REGION)

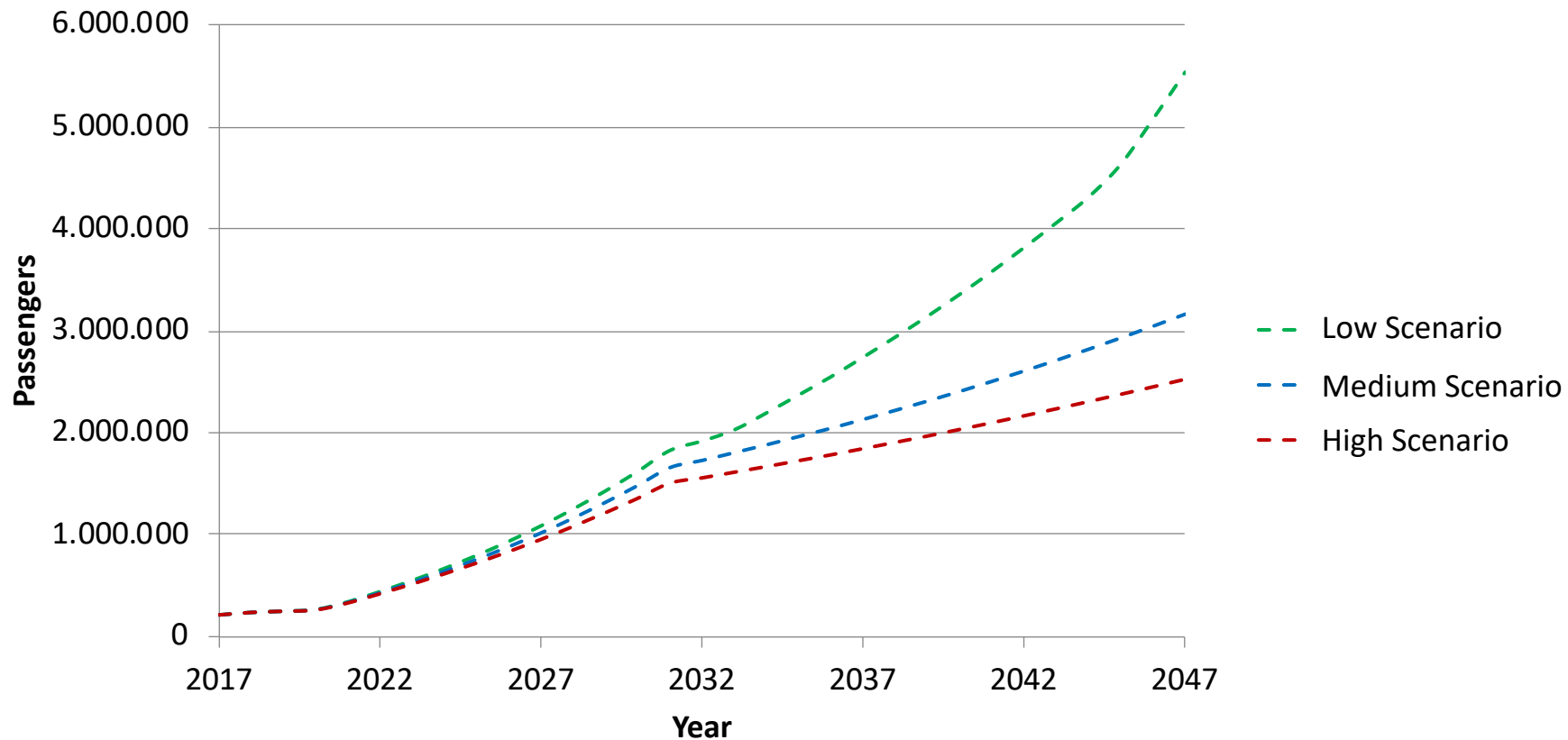


PROGNOSTICS INTERNATIONAL TRAFFIC – EJE CAFETERO (COFFEE GROWING AXIS)



TRAFFIC OF AEROCAFE CONSIDERING THE AIRPORT CAPACITY OF THE COFFEE REGION (MATECAÑA, EDEN AND CARTAGO)

Passengers traffic - Aeropuerto del Café



"If passenger projections are in our favor, this means that in 10 or 12 years we will be mobilizing around 100 million passengers" – Director of the AerocivilCol



Economy

For 2030, Colombia will mobilize 94,3 millions of air travelers



Generates a total of **8.452** employments in the stages of construction and O&M*



Allows saving **10,32** minutes approx., of effective aircraft time.



It will benefit an average of **301 thousand** passengers annually due to the **greater reliability** on flights from/to Aerocafé**



Possibility of an average of **115 thousand** passengers and **528** international operations annually (Tourism)*



Housing benefits for **1.500** families for the disposition of the lands “La Nubia”***

* For scenarios that include Track Phases 2 and 3

**Compared with the current situation: La Nubia

***According to the POT of Manizales

Biodiversity

Caldas has:



158 species of
mammals



80 species
of fish



950 species of birds
(30 endemics)



8 microclimates

Heights from 5.311 to 400 meters above sea level



Agroindustry

The **variety of thermal floors** in the Coffee Growing Region offers great diversity for agricultural production.



In 2017, **Caldas exported** around **400** containers of avocado.

In 2018, Caldas will reach **the 500 hectares planted with avocado.**



In 2030, 637 thousand tons of fresh fruit and vegetables will be exported in Colombia.



Tourism



In 2017, Colombia received **6.531.226 tourists**.



In the last five years, **7 new airlines** entered the country for a total of **27**.



International routes in Colombia went from 68 to **80**.



As of June 2018 in the Coffee Region, Caldas had the only rise in hotel occupancy, with a variation of **0.4 pp** and an **occupancy rate of 53.2%**, the highest in the region.



The Coffee Cultural Landscape ensures the tourist growth of the **411 veredas of the 47 municipalities** that make up its main area.

Commerce



In terms of competitiveness, Manizales held position **3** in 2017, among 23 metropolitan areas.



Exports of Caldas were \$890,4 million FOB dollars. They grew **29,9%** compared to 2016.



The GDP of Caldas grew **6.8%** in 2017



Caldas, **third** department of Colombia with more growth and the first in the Coffee Region. It represented **1,8%** of the national GDP.



Opportunity

MANIZALES

- ✓ It occupies the **first position** in security of the country.
- ✓ It is considered as a **cultural, recreational and sports** city.
- ✓ **4th** place in the competitiveness index.
- ✓ Manizales, **1st** place in **ease to do business**.
- ✓ It has the **best index of social progress** (IPS), it is the only city in Colombia with high IPS.





Infrastructure

Caldas is N° 2

Basic domiciliary services, ICT infrastructure, accessibility to ports and airports, social infrastructure and road infrastructure.

Advances of the project



Socioeconomic study endorsed by the National Agency of Infrastructure ANI, which indicates that the project meets all the requirements of the DNP and current regulations



Impulse and technical support from Aerocivil so that the project meets the expectations of the population and is able to reach a successful conclusion with the work for the benefit of the region.



100 thousand million pesos for the Coffee Airport in the national budget for the 2019 period. This item allows to restart works of the desired project.